

Figure E-13 $H/D = 17.5$, Medium sand, $\tan \phi_\mu = 3.0$




Figure E-14 $H/D = 17.5$, Dense sand, $\tan \phi_\mu = 3.0$

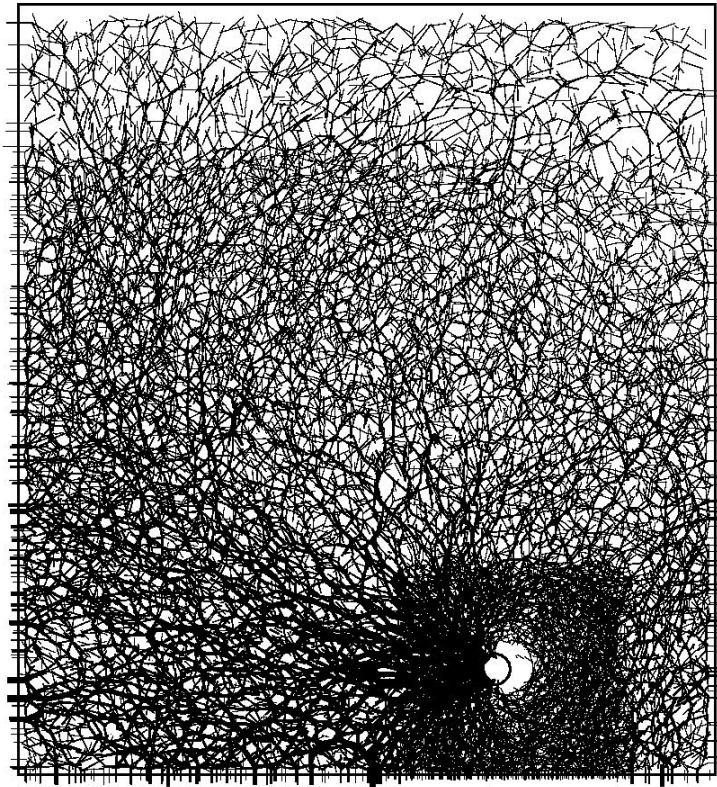


Figure E-15 $H/D = 22$, Medium sand, $\tan \phi_\mu = 3.0$

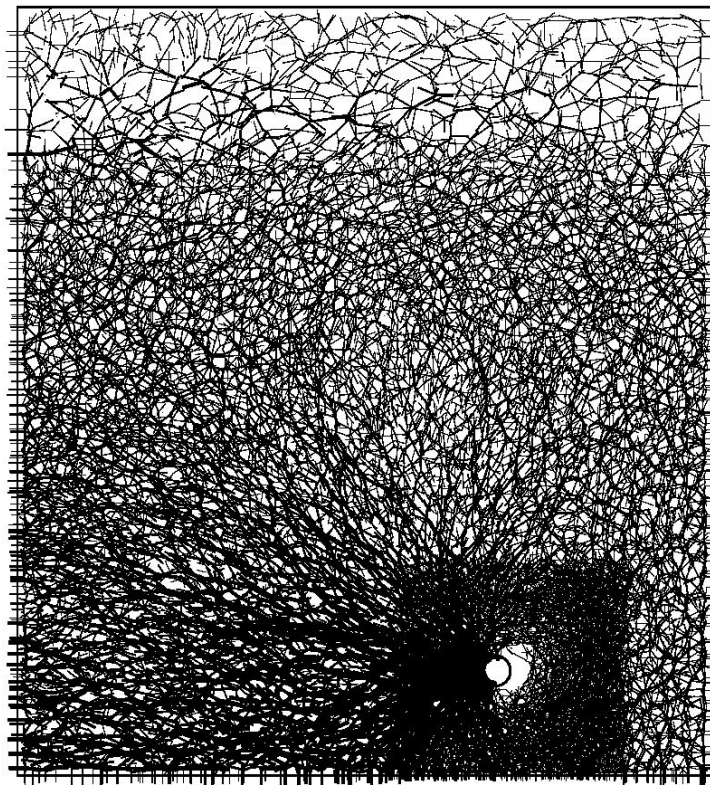


Figure E-16 $H/D = 22$, Dense sand, $\tan \phi_\mu = 3.0$




Figure E-17 $H/D = 25$, Medium sand, $\tan \phi_\mu = 3.0$




Figure E-18 $H/D = 25$, Dense sand, $\tan \phi_\mu = 3.0$




Figure E-19 $H/D = 30$, Medium sand, $\tan \phi_\mu = 3.0$




Figure E-20 $H/D = 30$, Dense sand, $\tan \phi_\mu = 3.0$